



# RE-11HS-4K

HDMI to HDMI Equaliser (4K Resolution support)

**OPERATION MANUAL**



## **DISCLAIMERS**

The information in this manual has been carefully checked and is believed to be accurate. CYP (UK) Ltd assumes no responsibility for any infringements of patents or other rights of third parties which may result from its use.

CYP (UK) Ltd assumes no responsibility for any inaccuracies that may be contained in this document. CYP (UK) Ltd also makes no commitment to update or to keep current the information contained in this document.

CYP (UK) Ltd reserves the right to make improvements to this document and/or product at any time and without notice.

## **COPYRIGHT NOTICE**

No part of this document may be reproduced, transmitted, transcribed, stored in a retrieval system, or any of its part translated into any language or computer file, in any form or by any means—electronic, mechanical, magnetic, optical, chemical, manual, or otherwise—without express written permission and consent from CYP (UK) Ltd.

© Copyright 2011 by CYP (UK) Ltd.

All Rights Reserved.

Version 1.1 August 2011

## **TRADEMARK ACKNOWLEDGMENTS**

All products or service names mentioned in this document may be trademarks of the companies with which they are associated.

## SAFETY PRECAUTIONS

Please read all instructions before attempting to unpack, install or operate this equipment and before connecting the power supply.

Please keep the following in mind as you unpack and install this equipment:

- Always follow basic safety precautions to reduce the risk of fire, electrical shock and injury to persons.
- To prevent fire or shock hazard, do not expose the unit to rain, moisture or install this product near water.
- Never spill liquid of any kind on or into this product.
- Never push an object of any kind into this product through any openings or empty slots in the unit, as you may damage parts inside the unit.
- Do not attach the power supply cabling to building surfaces.
- Use only the supplied power supply unit (PSU). Do not use the PSU if it is damaged.
- Do not allow anything to rest on the power cabling or allow any weight to be placed upon it or any person walk on it.
- To protect the unit from overheating, do not block any vents or openings in the unit housing that provide ventilation and allow for sufficient space for air to circulate around the unit.

## REVISION HISTORY

VERSION NO.	DATE	SUMMARY OF CHANGE
v1.00	22/10/2013	First release

# CONTENTS

<b>1. Introduction .....</b>	<b>6</b>
<b>2. Applications .....</b>	<b>6</b>
<b>3. Package Contents .....</b>	<b>6</b>
<b>4. System Requirements .....</b>	<b>6</b>
<b>5. Features.....</b>	<b>7</b>
<b>6. Operation Controls and Functions .....</b>	<b>8</b>
6.1 Top Panel .....	8
6.2 Right Panel .....	9
6.3 Left Panel .....	9
6.4 Front Panel .....	10
<b>7. Connection Diagram .....</b>	<b>11</b>
<b>8. Specifications.....</b>	<b>12</b>
<b>9. Acronyms.....</b>	<b>13</b>

## 1. INTRODUCTION

The RE-11HS-4K is perfect for placing at the end of a HDMI cable to boost the signal to improve the HDMI signal quality to the display. The RE-11HS-4K Equaliser uses v1.4 HDMI specifications, supporting 4K resolutions, 3D signals, and 'Deep Colour' together with High Definition Audio at 192KHz sampling rate.

## 2. APPLICATIONS

- /// Extend the operating distance of a 4Kx2K HDMI connection
- /// Extend the distance between HDMI matrix systems

## 3. PACKAGE CONTENTS

- /// HDMI 4Kx2K Repeater
- /// 5V Power adaptor
- /// Operation Manual

## 4. SYSTEM REQUIREMENTS

Source equipment such as a PC/Laptop or Blu-ray/DVD player and TV/display or AV receiver with suitable HDMI connection cables.


## 5. FEATURES

- /// v1.4 HDMI, HDCP 1.1 and DVI 1.0 compliant
- /// HDMI to HDMI Equaliser with 4K resolution support
- /// Resolutions Support: Output resolution follows Input. PC:  
VGA, SVGA, XGA, SXGA, UXGA (1600 x 1200) and WUXGA (1920x1200).  
HDTV: 480i, 576i, 480p, 576p, 720p, 1080i & 1080p + 1080P 24fps, 4K
- /// High Definition Audio supported: Dolby TrueHD, Dolby Digital Plus and DTS-HD Master Audio plus LPCM
- /// Corrects digital error and automatically provides equalisation where the input is Compensated, Clock / Phase Adjusted, and Jitter Eliminated
- /// Supports maximum input and output HDMI cable lengths of up to 15 meters each @ 1080p/8-bit resolution, or 10 meters each at 1080p/12-bit resolution
- /// Support xvYCC & CEC Bypass
- /// Supports 3D signals

*Note: For playback of 4kx2k HDMI source signals, a 4Kx2K capable display and High Speed HDMI cables are required.*

## 6. OPERATION CONTROLS AND FUNCTIONS

### 6.1 Top Panel



**1 HDCP:**

This LED will illuminate when an HDCP encoded HDMI signal has been detected.

**2 Link:**

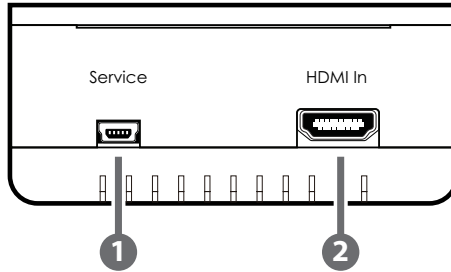
This LED will illuminate when an active HDMI signal is being received.

**3 Power:**

This LED will illuminate when the unit is connected to an active power supply.



## 6.2 Right Panel



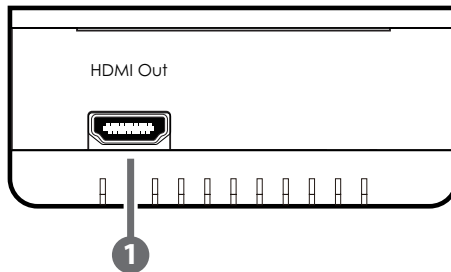
### 1 Service:

This port is reserved for manufacturer use only.

### 2 HDMI In:

Connect to a source such as Blu-ray player, games console or PC/ laptop with an HDMI output\*.

## 6.3 Left Panel

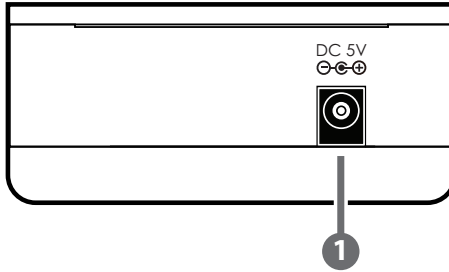


### 1 HDMI OUT:

Connect a TV/display with an HDMI cable for output of the combined audio/video HDMI signal\*.

*\*Note: For playback of 4Kx2K/3D HDMI source signals, a 4Kx2K/3D capable display and High Speed HDMI cables are required.*

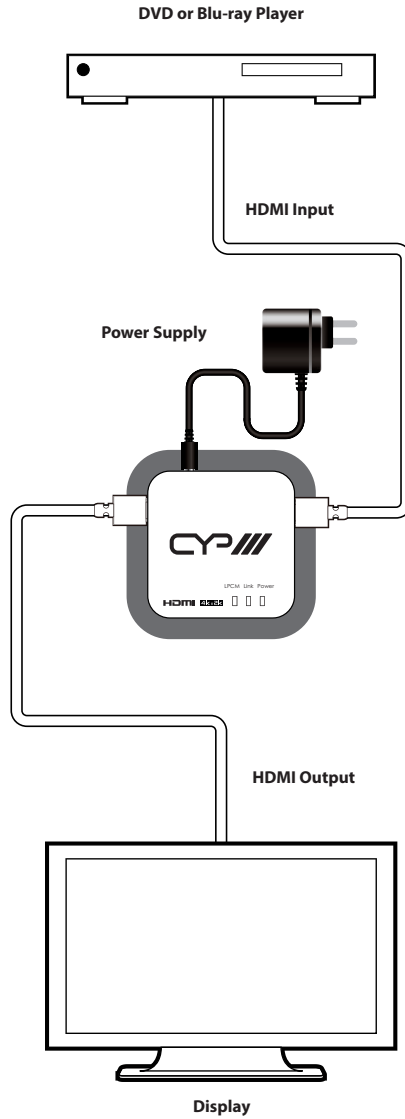
## 6.4 Front Panel



### **1 DC 5V:**

Connect the 5V DC power supply to the unit and plug the adaptor into an AC wall outlet.

## 7. CONNECTION DIAGRAM



## 8. SPECIFICATIONS

<b>Video Bandwidth</b>	300Mbps/10.2Gbps
<b>Input Ports</b>	1×HDMI, 1×Mini-USB (service only)
<b>Output Port</b>	1×HDMI
<b>HDMI Audio Sampling Rate</b>	Up to 192 kHz
<b>HDMI Audio Format</b>	LPCM 2/5.1/7.1CH, Dolby Digital 2~5.1CH, DTS 2~5.1CH, Dolby Digital Plus, Dolby TrueHD, and DTS-HD Master Audio
<b>HDMI Cable I/O Distance</b>	10 meters, 1080p@12-bit 15 meters, 1080p@8-bit†
<b>HDMI I/O 4Kx2K Cable Distance</b>	10m/10m
<b>Power Supply</b>	5V / 1.2A DC ( US/EU standards, CE/FCC/UL certified)
<b>ESD Protection</b>	Human body model: ±8kV (air-gap discharge) ±6kV (contact discharge)
<b>Dimensions (mm)</b>	85 (W) x 87.5 (D) x 34(H)
<b>Weight (g)</b>	102
<b>Chassis Material</b>	Plastic
<b>Colour</b>	White
<b>Operating Temperature</b>	0 °C~40 °C / 32 °F~104 °F
<b>Storage Temperature</b>	-20 °C ~ 60 °C / -4 °F ~ 140 °F
<b>Relative Humidity</b>	20 ~ 90 % RH (non-condensing)
<b>Power Consumption</b>	2.5 W

## 9. ACRONYMS

ACRONYM	COMPLETE TERM
<b>4Kx2K</b>	UltraHD (3840×2160/4096×2160)
<b>DTS</b>	Digital Theater System
<b>EDID</b>	Extended Display Identification Data
<b>HDCP</b>	High-bandwidth Digital Content Protection
<b>HDMI</b>	High-Definition Multimedia Interface
<b>TMDS</b>	Transition-minimized differential signaling



---

CYP (UK) Ltd., Unit 7, Shepperton Business Park, Govett Avenue, Shepperton,  
Middlesex, TW17 8BA

Tel: +44 (0) 20 3137 9180 | Fax: +44 (0) 20 3137 6279

Email: [sales@cypeurope.com](mailto:sales@cypeurope.com)

[www.cypeurope.com](http://www.cypeurope.com)

v1.00